




Hose Support Arms

Single Bend

120201 & 120205
Single Front Bend
with Hook



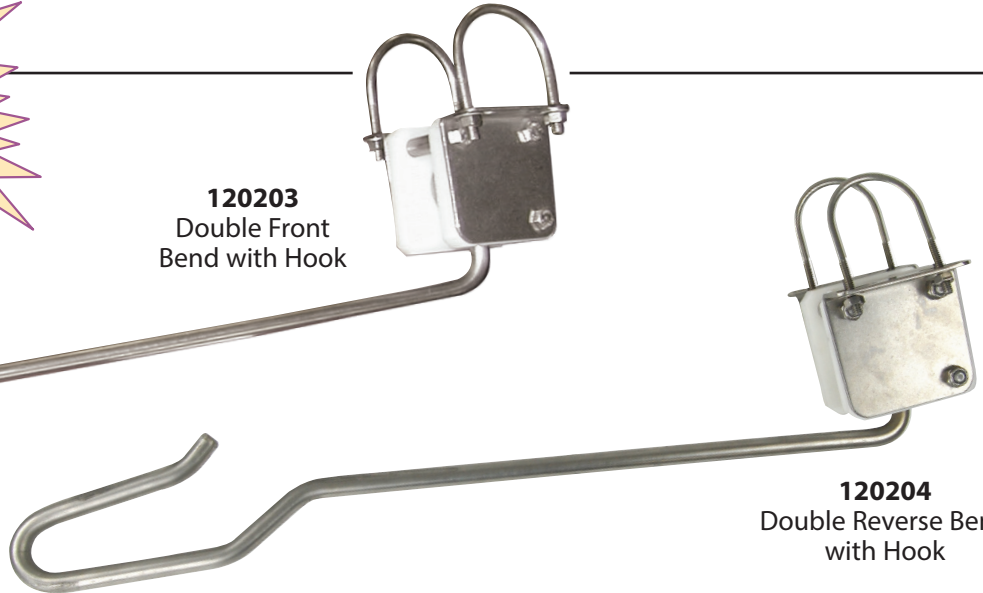
120202
Single Front Bend

Custom lengths & bends available

120203
Double Front
Bend with Hook

Double Bend

120204
Double Reverse Bend
with Hook



Adjustable Heavy Duty Hose Support Arms support the hose for proper tension and maximum milking efficiency. Reverse bend keeps the cow from catching on it when entering/exiting the parlor. Support Arms are 22" and 24" lengths to fit 1.5"-2" pipe. Type 304 machined stainless steel ball and arm assembly and side plates. Full 1/2" thick nylon wear pad. Support Arms weight 4.5 lbs. each. Custom lengths and bends available.

- 120201** 24" Single Front Bend with Hook Hose Support Arm with U-bolts for 2" tubing.
- 120202** 24" Single Front Bend Hose Support Arm with U-bolts for 1-1/2"-2" tubing.
- 120203** 22" Double Front Bend with Hook Hose Support Arm with U-bolts for 1-1/2"- 2" tubing.
- 120204** 22" Double Reverse Bend with Hook Hose Support Arm with U-bolts for 1-1/2"- 2" tubing.

- 120205** 22" Single Front Bend with Hook Hose Support Arm with U-bolts for 1-1/2"- 2" tubing.
- 120211** 28" Single Reverse Bend Hose Support Arm with U-bolts for 1-1/2"- 2" tubing.
- 120212** 28" Single Reverse Bend with Hook Hose Support Arm with U-bolts for 1-1/2"- 2" tubing.



The Coburn Company, Inc. • P O Box 147 • Whitewater, WI 53190 U.S.A.

800 776 7042

262 473 2822

coburn.com


info@coburn.com




HOSE SUPPORT ARM WORKSHEET

Hook Design (Check one)

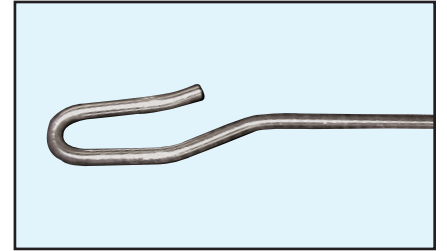
Single



Single w/ Hook



Double w/ Hook



Custom (Please draw your design below)

Hook Orientation (Check one)

Front Bend




Reverse Bend



Arm Length (Circle one)

19 20 21 22 23 24 25 26 27 28



As measured from arm end to swivel ball.